

FREE BRIDAL & WEDDING PLANNING GUIDE
(Free Keepsake Gift)

Love Is Now

Make Lasting Memories



Bridal & Wedding Guide

Start Planning Your Wedding

If you are looking for this guide it means congratulations are in order. Happy engagement!

This free guide is provided by TAG Custom Bridal, a custom sewing and design company located in Jacksonville, FL.

We specialize in the use of organic, natural and sustainable fabrics, tulle, laces, trims and materials.

LET'S GET STARTED



Our Bridal Guide & Wedding Planner was created for Brides with discerning taste, those who have a desire to create a custom wedding experience while supporting local, skilled small business artisans, dressmakers and craftsmen.

***Are you a Modern Brides wanting better products that are natural, organic and sustainably better for you?
better for our planet?***

If so.....

***We have a special FREE GIFT for you
when you download this Guide.***

A True Keepsake


Keepsake handcrafted 100% Silk, Tulle or Lace Wedding Garter

It's our way of sharing our love for something beautiful.

(One mailed per household)

[CLICK HERE](#) to Claim Your Gift

As a Green conscious company, we don't like throwing things away, so we use leftover fabric scraps, laces, tulle and embellishments to make these free garters just for you. The fabric will always be silk. Styles and colors are random. We think they're beautiful and one less thing you have to buy.



Start Planning Your Wedding

12-9 Months Ahead

- ☐ *Choose the date and time for your wedding. Select several incase backup is needed.*
- ☐ *Create a binder for all your wedding ideas and keep everything in one place.*
- ☐ *Decide the theme, color, style and priorities of your wedding.*
- ☐ *Create a budget.*
- ☐ *If they do not already know each other, arrange to introduce each family.*
- ☐ *Hire a Wedding Planner or put together your team of family and friends.*
- ☐ *Select your wedding party.*
- ☐ *Start creating your guest list.*
- ☐ *Book an officiant or clergyman.*
- ☐ *Start researching a venue and book as soon as possible.*
- ☐ *Choose a caterer, florist, photographer and videographer.*
- ☐ *Book D. J., Bands or Musicians.*
- ☐ *Purchase engagement ring and wedding insurance. Better to be safe and protected.*
- ☐ *Throw an engagement party.*
- ☐ *Select gift Registries and sign up.*
- ☐ *Create your wedding website to post photos, updates, calendar and wedding party.*
- ☐ *Start selecting styles and shopping for your Wedding Dress and Bridal Party Dresses.*

8-6 Months Ahead

- ☐ *Make sure Groom has selected attire for himself and his Groomsmen.*
- ☐ *Share your color scheme with your Mother and your fiancé's Mother so they can choose their dress.*
- ☐ *Finalize your guest list.*
- ☐ *Order invitations, announcements and stationery.*
- ☐ *Choose wedding cake.*
- ☐ *Reserve transportation for you and your Bridal party.*
- ☐ *Finalize caterer and menu, florist, photographers, DJ's and musicians. Make deposits.*
- ☐ *Mail out save-the-date cards.*
- ☐ *Reserve hotel rooms. Book a few rooms and expand later as needed.*
- ☐ *Ensure passports are up to date, especially if you have a destination wedding.*
- ☐ *Take engagement photos.*
- ☐ *Plan Honeymoon destination and book accommodations.*

NOTES:

5-4 Months Ahead

- ☐ *Consider premarital counseling.*
- ☐ *Arrange fittings for yourself and bridal party.*
- ☐ *Select shoes and accessories.*
- ☐ *Remind the Mothers to shop for their dresses.*
- ☐ *Make sure groom has arranged for rehearsal dinner.*
- ☐ *Reconfirm date with all vendors (caterer, florist, DJ, musicians, photographer, etc.)*
- ☐ *Create playlist.*
- ☐ *Check in with out-of-town guests and make any needed accommodations.*

2 Months Ahead

- ☐ *Mail the invitations.*
- ☐ *Schedule hair and make-up artist.*
- ☐ *Create wedding diagram (table arrangement, etc.) Finalize flowers. Finalize menu.*
- ☐ *Order wedding rings.*
- ☐ *Shop for Favors.*
- ☐ *Meet with officiant to review the ceremony and write your vows.*
- ☐ *Print wedding programs, menu cards and place cards.*
- ☐ *Create a hashtag for your wedding.*
- ☐ *Schedule bachelor and bachelorette party date.*
- ☐ *Reserves equipment such as glasses, tables, china, tablecloths, chairs, tents, etc.*

1 Month Ahead

- ☐ *Get your marriage license. (In some states you may have to do closer to wedding date).*
- ☐ *Touch base with all your vendors.*
- ☐ *Purchase intimates, toiletries and other personal items needed for wedding day.*
- ☐ *Choose something old, new, borrowed and blue if you want to.*
- ☐ *Check in on Bridesmaids.*
- ☐ *Do any final fittings that may be needed.*
- ☐ *Plan your honeymoon wardrobe and luggage needs.*
- ☐ *Write Thank-You notes as gifts arrive.*

2 Weeks Ahead

- ☐ *Take count of your RSVP's and give a preliminary guest count to your caterer.*
- ☐ *Make seating chart and write place cards.*
- ☐ *Wrap presents for groom and attendants.*
- ☐ *Send change of address cards if necessary*
- ☐ *Address and stamp wedding announcement if you will be send them.*

NOTES:

One Week Ahead

- ☐ *Try on your wedding dress to check fit and make sure it's properly pressed and bagged.*
- ☐ *Make sure the groom and groomsmen have had final fittings and picked up their attire.*
- ☐ *Check in on Bridesmaids to ensure everyone has their dress and accessories.*
- ☐ *Reconfirm and touch base with all your vendors. Give caterer final guest count.*
- ☐ *Verify all vendors have cell phone contact numbers of more than one person.*
- ☐ *Remind the wedding party about rehearsal.*
- ☐ *Attend the rehearsal dinner.*
- ☐ *Relax, Relax, Relax*

YOUR WEDDING DAY IS HERE!

Have a BEAUTIFUL WEDDING

May your day be filled with Love, Joy and Fun

NOTES:

***Prepared by: TAG Custom Bridal--Jacksonville, FL, 904-998-9978, www.tagcustombridal.com
tagcustombridal168@yahoo.com***

Make Your Dress Truly Special

Custom design and sew it



Bridesmaids



Customize Your Dress

***Choose
your fabric,
lace, color,
beading,
style
and much
MORE.***





3 Tips to Shop for Your Wedding Dress

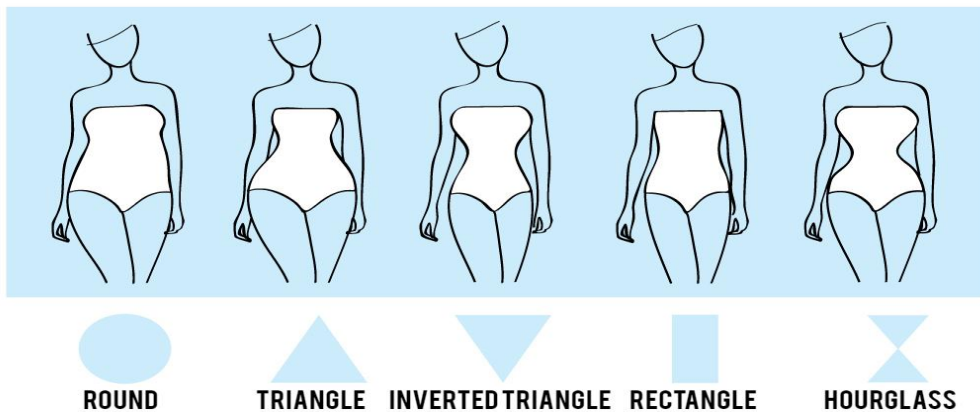
1. Know Your Body Measurements

We recommend having your measurements professionally taken and recorded. If you're shopping retail the Bridal Store will do this. If not, have an alteration shop or a local seamstress do it for you. If you decide to hire a professional dressmaker and go custom-it's all taken care of.

2. Understand Your Shape and How It Relates to the Dress Style You Choose

A professional knows that your body measurements reveal your true body shape (type) and that your shape determines the style of dress most flattering for your figure.

WHAT'S YOUR BODY SHAPE (TYPE)?



Round-full bust and hips with no waist definition

Triangle-broader hips than shoulders


Inverted Triangle-broad shoulders and small hips

Rectangle-straight up and down proportions with very little waist definition

Hourglass-full bust and full hips with defined waist definition

3. Determine Which Dress Style or Silhouette is Right for You

Now you are all set to shop and find the dress of your dreams.



The Pros & Cons of Designing and Making Your Dress

CUSTOM

**Order dress 9-6 before wedding day.*



**Size selection is custom and never an issue.*

**Color selection more than 580+ shades.
Color combinations are unlimited.*



**Dress styles are endless. It's all up to you.*

**Fabric choices include raw silk, organic cotton, linen, hemp and blends.*

**Services include design, hand beading, patternmaking, fabric manipulation, etc.*



**Free generous swatch cards for whole party.*

**NO alterations required. Fitted as sewn.*



**Dress hand sewn in USA, Jacksonville, FL.*

**Brides can physically/visually see progress of dress at any stage simply by making an appointment to visit our Studio. You can even book your appointment on our website. prepare*

You can also make changes up to a point.

RETAIL

**Order dress 12-9 months before wedding day. Most Bridal Stores charge \$220-\$400 rush fee if time guidelines are not followed.*

**Most styles are limited in sizes.*

**Color selection limited to 55 shades.
Not allowed to choose color combinations.*

**Dress styles are limited and pre-chosen.*

**Fabric choices are polyester and synthetic fibers. 2-3 styles of silk maybe offer at some.*

**Services usually only include sales and alterations.*

**Swatch cards are usually \$1 or more.*

**Alterations required and additional cost incurred. In many cases alterations cost can exceed initial price of dress.*

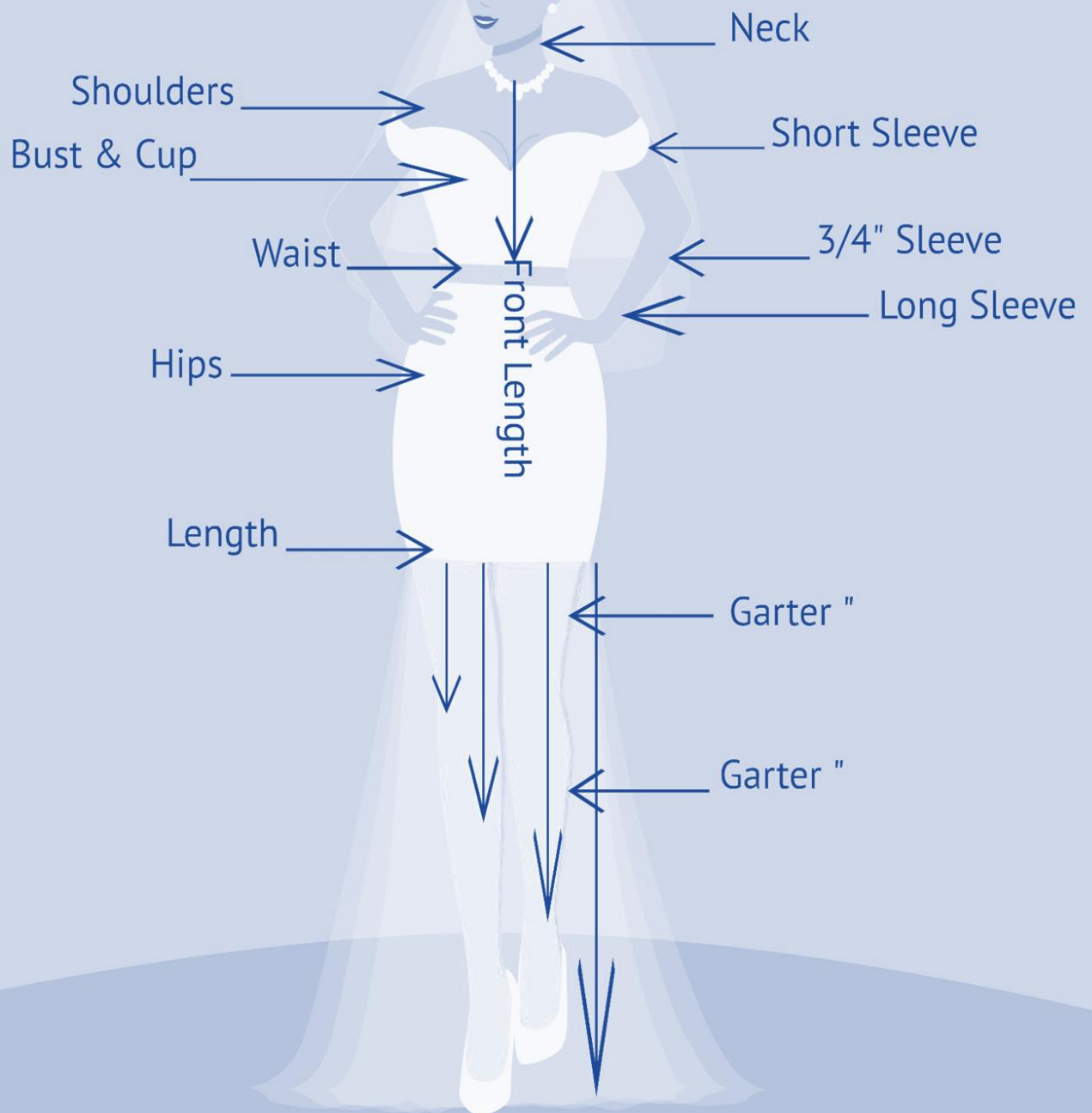
** Most manufactured in China. Deliveries can often be delayed and uncertain.*

**Cannot see progress of dress until completed and delivered. Alterations are always needed adding additional, unexpected cost to the dress. Bridal stores do not disclose or unsuspecting Brides for this expense upfront.*

GET MEASURED

(Record measurements directly on image)

My Measurements



Custom Sewing & Design

Wedding Gowns
Flower Girl Dresses
Bridesmaids Dresses
Mother of Bride & Groom Dresses
Veils, Jackets, Capes
&
More

We offer an extensive selection of silk fabrics, tulle, laces and trims sourced from around the world along with organic cotton, linen and hemp.

We are a sustainable, environmentally conscious company.



Located in Jacksonville, FL
904.998.9978 or 904-532-6222

www.tagcustombridal.com



Like Us

**FREE BRIDAL & WEDDING
PLANNING GUIDE
&
KEEPSAKE GIFT**



TAG Custom Bridal

Custom sewing wedding dresses made from 100% silk, organic cotton, linen, and hemp natural fabric. Dresses that are better for you, better for the planet!

Call today: 904.998.9978

Visit website: tagcustombridal.com